

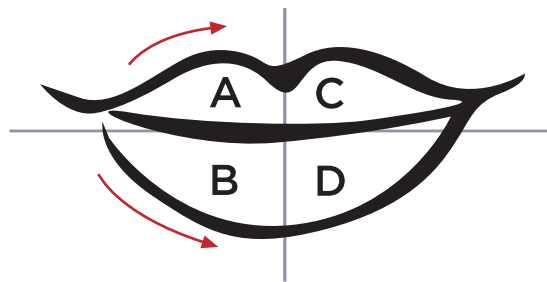
## LIPS PROTOCOL



1 Remove lip make-up with micellar water HYDROLAB and clean the lips with physiological serum.

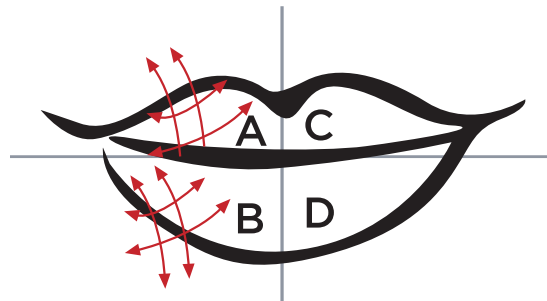
2 Draw the outline of the lip with a white pencil along the outer edge.

3 Apply the CCGLOW LIPS colour using INLABPEN on the middle of the upper lip (section A), from the lateral commissure to the cupid's bow, using a slight back and forth motion.



4 Apply step 3 to the half of the lower lip (section B).

5 Remove the CCGLOW LIPS colour from the lips and repeat step 3 a total of 5 times in the same two sections.

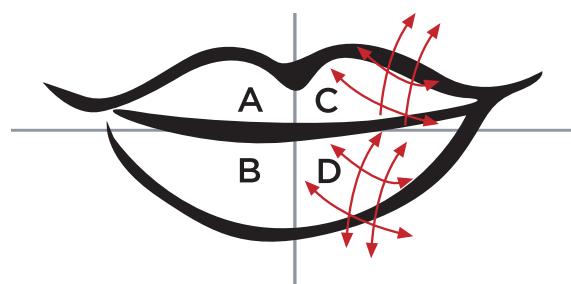
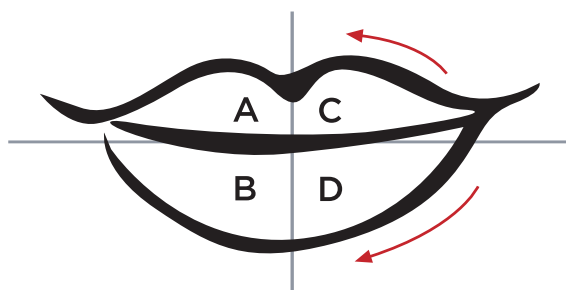


6 Apply the CCGLOW LIPS colour again in the same half of the upper lip (section A) in vertical and transverse movements.

7 Apply step 6 to the half of the lower lip (section B).

8 Remove the CCGLOW LIPS colour from the lips and repeat step 6 a total of 3 times in the same two sections.

9 Apply step 3,4,5,6,7,8 in the other half of upper and lower lip (section C and D).



10 Finish the procedure by applying the MIEL D'ARGÁN lip balm.