



INLABPEN

Microneedle Therapy System



www.inlabmed.es



INLABPEN

Microneedle Therapy System

www.inlabmed.es

DEFINITION

Inlabpen to rejuvenate the skin of the face and body.

Inlabpen is an automatic micro-puncture device for inducing the regeneration and rejuvenation of the skin. It uses a disposable head with sterile micro-needles made of stainless steel.

The needles open microchannels in the skin to facilitate the absorption of cosmetic active ingredients.

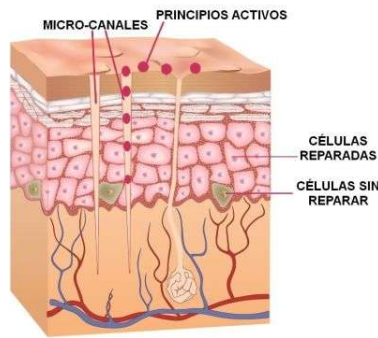
The micro-puncture technique produces a controlled aggression in the skin, resulting in an inflammatory reaction and the release of growth factors.

Stimulates the multiplication of fibroblasts in the dermis. This causes an increased production of elastin, collagen I, III and IV and glycosaminoglycans.

Leaves skin firmer and improves density.

Inlabpen is also used to reduce pores, the size of stretch marks and the scars caused by acne.

Creation of microchannels: Penetration of active ingredients

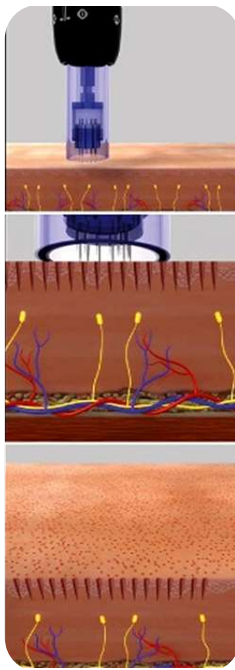



By creating microchannels with Inlabpen, the active ingredients will penetrate the skin to a greater extent.

The skin is heated by dermabrasion and collagen production is activated.

The heads are individual, work area-specific and single use.

○ LARGE ROUND NANO = 36 NEEDLES
 □ MEDIUM NANO = 12 AND 16 NEEDLES
 □ SMALL NANO = 9 NEEDLES



FOR MAINTENANCE

4 Maintenance at home.

It is recommended to use Inlab body gels to increase the slimming, anti-stretch marks or firming effect.



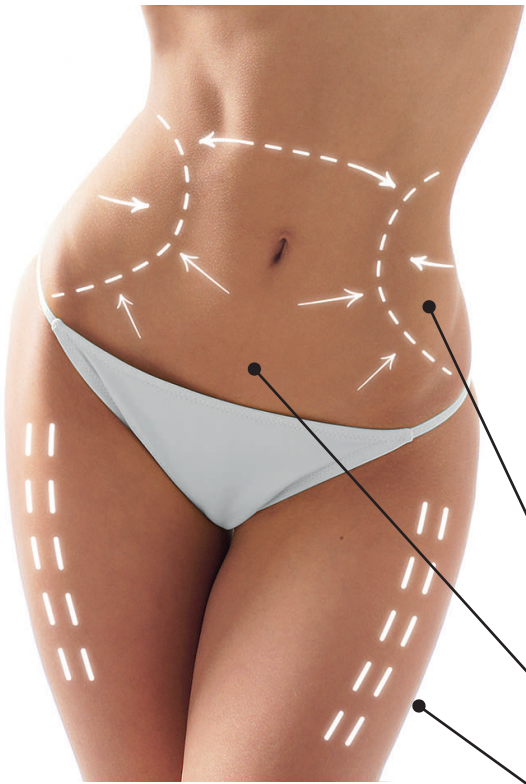
BODY SLIM
 Slimming gel
 Morning and night



BODY ELAST
 Anti-stretch marks gel
 Night



BODY FIRM
 Firming gel
 Morning



MEDIUM NANO 12/ 16
 To stretch marks SMALL NANO

Treat cellulite with better results and in less time than with conventional treatments or therapies.

Tones muscles and leaves skin firmer by fixing the proteins, thus improving skin tone.

These treatments improve scars and stretch marks in general.

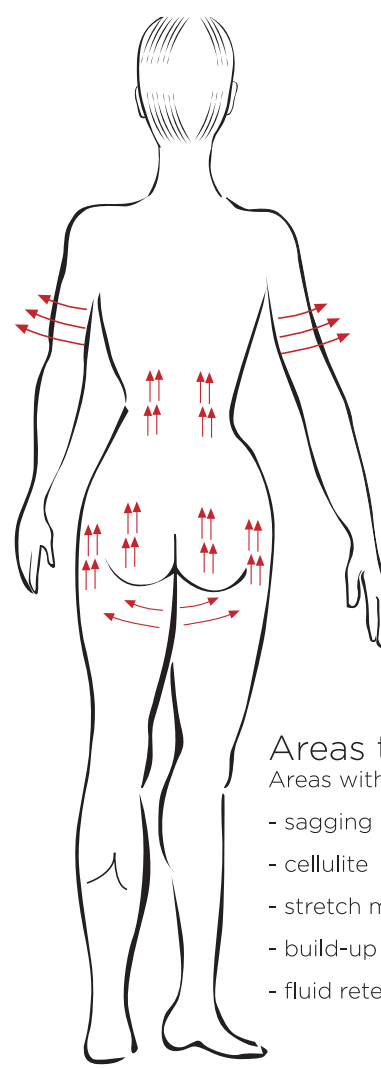
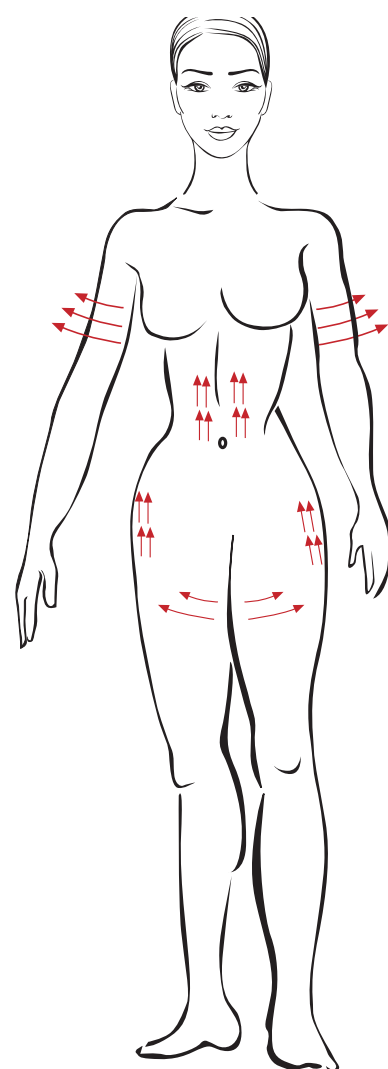
Reduces stored fat.

Leaves skin suppler and firmer.

Significantly improves 'orange peel' skin.

BODY PHASES

- 1 Preload a syringe with the vials and/or ampoules needed depending on the treatment desired.**
- 2 Apply the cocktail to the skin and then pass the Inlabpen.**
The image indicates the direction and areas in which to use the Inlabpen.
- 3 Apply the rest of the product and massage.**
The movements must be outward and upward.



Areas to be treated
Areas with a tendency to:

- sagging
- cellulite
- stretch marks
- build-up of fat
- fluid retention

Depends on each customer in particular, the area to be treated and the cocktail to be used.

These areas of the body's skin commonly store fat and fluids, and get less firm with age.

OPERATION

The device has a penetration capacity ranging from 0,25 mm to 2,5 mm. The power button has an LED light, which is green when pressed, and changes colour with each new application of pressure, indicating 5 different working speeds.

turned on	depth	speed
Insert the microneedles and turn on the device.	Select the depth according to the purpose of the treatment.	Select the speed by pressing the power button.
turned on	depth	speed
	Less than 0,5 mm	6.500 rpm = 108 cycles/second
	0,5 - 0,75 mm	7.500 rpm = 125 cycles/second
	0,75 - 1,25 mm	8.500 rpm = 141 cycles/second
	1.25 - 1,5 mm	9.500 rpm = 158 cycles/second
	1,5 - 2,5 mm	10.000 rpm = 166 cycles/second

The working speed must be adjusted to the depth.
When the depth is less than 1 mm, the device works by sliding the head.
Three passes in different directions are suggested.

	speed
Facial	
sensitive or thin skin	
thick skin	
Body	

EFFECTS

- There is a natural regeneration process after each session, there being a response from the body itself.
- This includes new collagen and elastin.
 - Increased blood flow, which contains essential nutrients for creating new epidermis.
 - Results are visible: Blemishes are faded
Rough textures are reduced



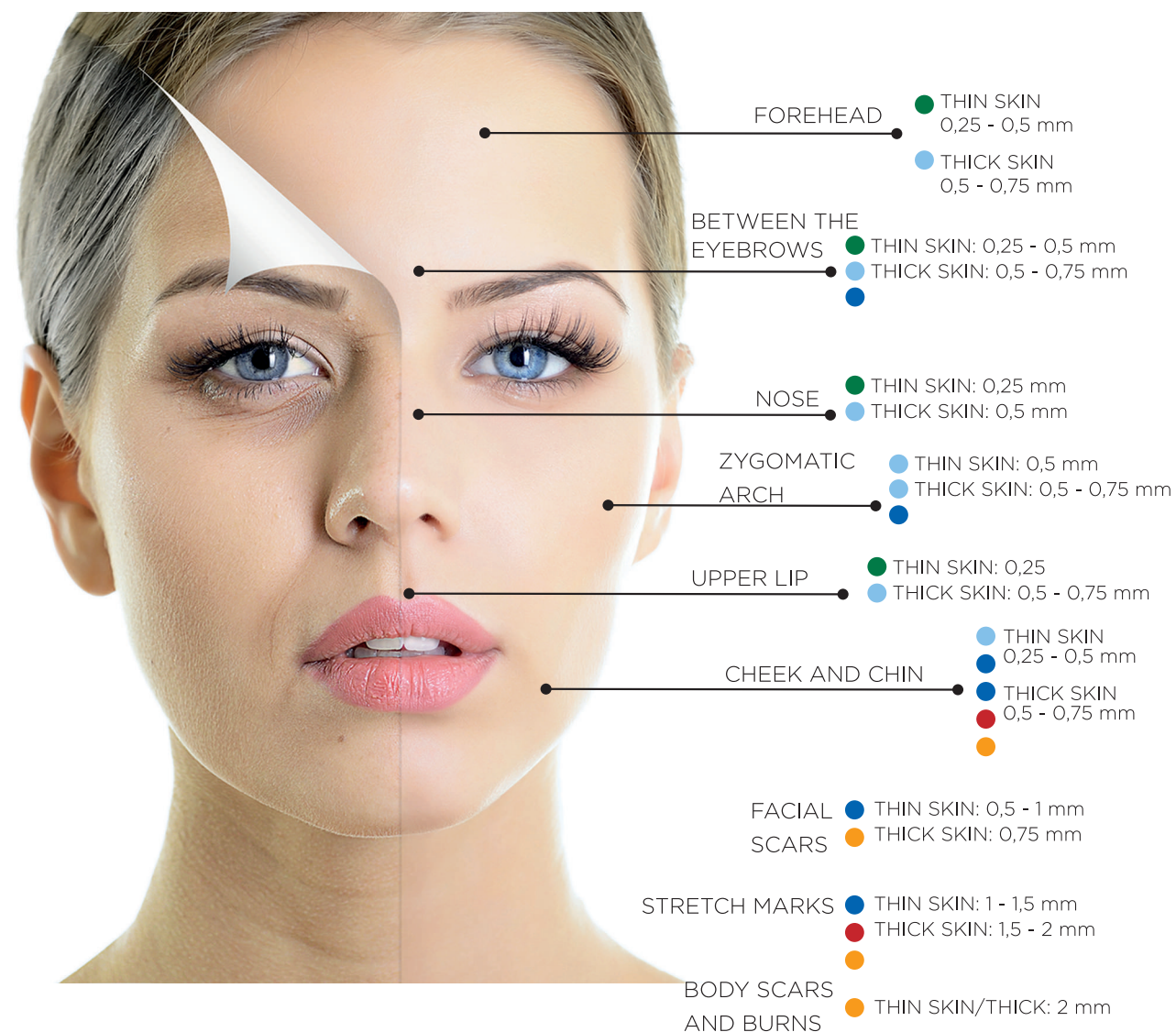
10 sessions recommended

First month: 1 session every 7 days
Second month: 1 session every 7 days.
Third month: 1 session every 15 days.

Effects are seen straightaway, although optimal results will be obtained after 10 sessions.

Maintenance: 1 session a month.

USE



PRECAUTIONS

- Topical autoimmune treatments and treatments with retinoic acid or substances that can cause hypersensitivity in the skin should be stopped 24 hr before the treatment.
- Treatment should not be performed in cases of severe or active acne, rosacea or inflammatory processes.
- Do not use Inlabpen with people who are undergoing chemotherapy treatment or with pregnant women without consulting their doctor.
- Avoid exposure to the sun from 24 hr before treatment.
- The skin should be clean without any traces of makeup.
- Avoid exposure to the sun for the following 10 days.
- Do not apply sunscreen or makeup for the following 12 hrs.
- After a few hours, clean the face thoroughly with warm water, removing any residue.
- The skin will be dry and tight for the first 3 days. After this time, the customer can resume their daily skin care routine.
- Avoid facial toners with alcohol for the following 10-14 days.

BODY PROTOCOL

Treatment	Vials/ampoules	Active ingredients	Function	Post-treatment At home
MOISTURIZING	HYALURONIC 1% + DMAE 1 % + SILICON 0,5%	HYALURONIC ACID: Treatment to increase moisture in extremely dry skins or skins lacking nutrition.	Treatment to increase hydration in those skins with extreme dryness and lack of nutrition.	BODY ELAST: Body gel that prevents stretch marks appearance. Night use.
	HYALURONIC ACID 3%	DMAE: Firming effect and stimulates synthesis of collagen. SILICON: Stimulates production of collagen and elastin to end flaccidity. It has detox action that helps to clean skin from harmful toxins.		
REDUCTION AND ELIMINATION OF FLUIDS	DRAINING COCKTAIL	DRAINING COCKTAIL: Concentrate of natural extracts with decongestant properties.	Helps eliminate body fluids and has decongesting properties on the skin.	BODY SLIM: Body gel with active ingredients that have decongesting properties on the skin. Morning and night.
	HYALURONIC 3%	HYALURONIC ACID		
FAT ELIMINATION	LYPOLITIC COCKTAIL	LYPOLITIC COCKTAIL: Combination of active ingredients that fight against localized fat clusters.	Treatment that fights against localized fat clusters and stimulates collagen synthesis and liquid elimination.	BODY SLIM: Gel with active ingredients that have reducing properties on skin. Morning and night.
	HYALURONIC 1% + DMAE 1 % + SILICON 0,5%	HYALURONIC ACID DMAE SILICON		
TENSING	FIRMING COCKTAIL	FIRMING COCKTAIL: Coenzyme Q10 and DMAE give flexibility to the skin decreasing stretch marks and giving a firming effect.	Combination of active ingredients that give flexibility and have a firming effect on skin.	BODY FIRM: Gel with active ingredients that gives firmness to the skin. Morning and night.
	HYALURONIC 3%	HYALURONIC ACID		
	DMAE 3%	DMAE		

LIP AND EYE CONTOUR PROTOCOL

	Treatment	Product	Active ingredient	Function
LIPS	Bar-code Nasolabial fold	VIAL HYALURONIC 3%	Hyaluronic acid	Filling/plumping effect. Firming properties that diminish expression lines.
EYE	Crows feet			

Nano small needle

Bar-code:

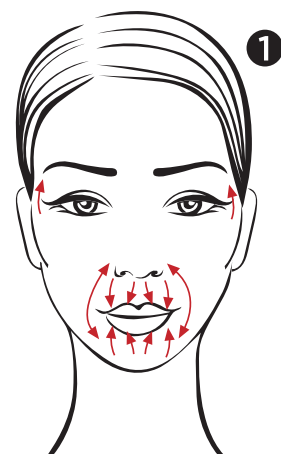
- 1 Upper lip: From top downward going over whole area. From bottom lip upward.
- 2 Upper lip: In zig zag motion top downward. From bottom lip going upward.
- 3 With circular movements.
- 4 From the center off the lip with circular movements towards the right without lifting Inlabpen. Then treat the left lip with the same movements.

Nasolabial fold:

- 1 To and fro downward, then upward.
- 2 Zig zag working the entire fold from downward and upward.
- 3 Circular movements in both directions, same as other movements.

Crows feet:

- 1 Upward.
- 2 Zig zag from bottom upward.
- 3 With circular upward movements.



FACIAL PROTOCOL

Treatment	Vials/ampoules	Active ingredients	Function	Post-treatment At home
MOISTURIZING	HYALURONIC 1% + DMAE 1 % + SILICON 0,5%	HYALURONIC ACID: Increases the volume and moisture levels of the skin. Fills the expression lines and wrinkles. DMAE: Firming. Stimulates collagen synthesis. SILICON: Stimulates collagen and elastin synthesis to decrease skin flaccidity. It has a detoxifying action that helps cleanse skin tissues. GROWTH FACTOR 2: Vitamins, amino acids and Oligopeptides that stimulate cellular energy to regenerate the skin.	Contributes to the active ingredients that penetrates the skin and retain moisture. Perfect hydration of the skin and nutrients (peptides and vitamins) for the restoration of cellular energy and skin regeneration.	PROTEOGLYCANS PLUS: Powerful moisturizer for home care. Day use.
	GROWTH FACTOR 2. ANTIAGING			
ANTIAGING	HYALURONIC 3%	HYALURONIC ACID	Increases collagen synthesis and prevents the appearance of wrinkles.	REGENERATING COCKTAIL: Especially recommended to maintain hydration and nutrition in the skin after antiaging treatment. Night use.
	DMAE 3%			
	GROWTH FACTOR 2	GROWTH FACTOR 2	Plumping effect and firming properties that decrease expression lines. Provides nutrients to the skin to re-establish cellular energy and regeneration of the skin.	
DEPIGMENTING	HYALURONIC 1%	VITAMIN C: Gives luminosity and improves skin elasticity. It's a powerful antioxidant with lightening action.	A potent depigmentation agent that inhibits tyrosinase enzyme which is responsible for melanin production in the skin. This treatment gives luminosity, nutrition and moisture.	RADIANCE COCKTAIL: Maintenance skin luminosity in a daily treatment. It's recommended to use after a despigmentant treatment. Day use.
	VITAMIN C 5%			
	GROWTH FACTOR 1. LUMINOUS	GROWTH FACTOR 1: Vitamins and peptides together with growth factor help restore the skin and give luminosity.		
TENSING	HYALURONIC 3% DMAE 3%	HYALURONIC ACID DMAE	Contributes to the ingredients that penetrate the skin and retain moisture. Perfect hydration of the skin and nutrients (peptides and vitamins) for restoration of cellular energy and skin regeneration.	LIFTING COCKTAIL: It maintains the firming and tensing effect over time. Recommend for use once tensing treatment is complete. Day use.

FACIAL PHASES

1 Facial cleansing.

Apply HYDROLAB Micellar water, to face, neck and decollete with a cotton pad.
Tone the skin with AQUAMARINE.

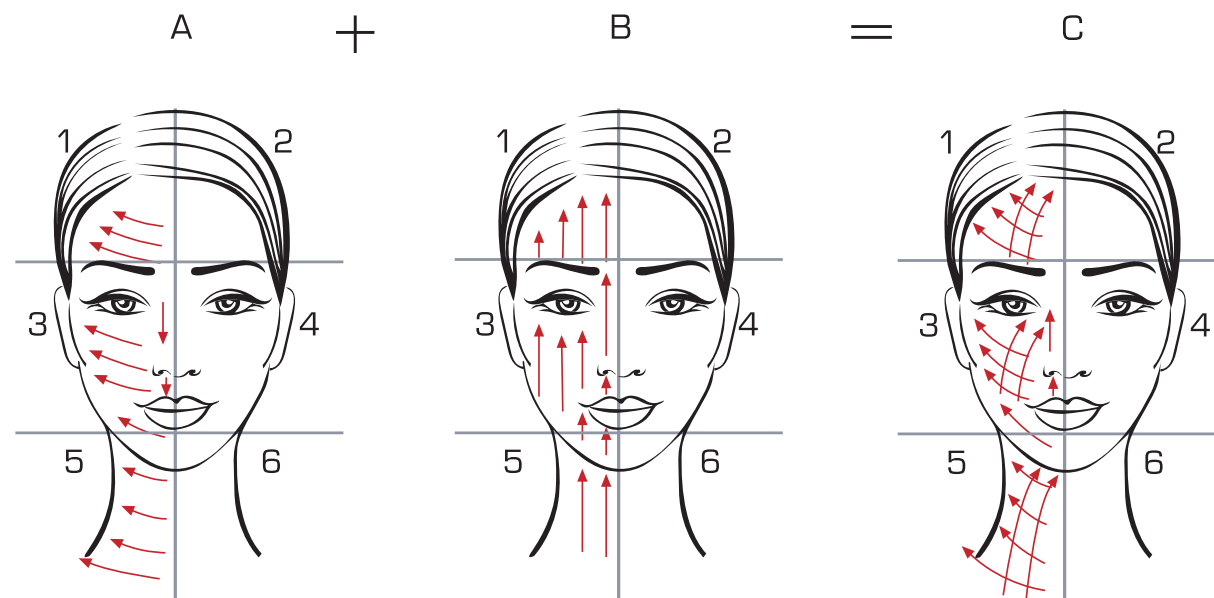


2 Preload a syringe with the ampoules to be used and apply the Inlabpen.

Start working from the centre to the outside (never the other way around as this would cause the unwanted effect, sagging).
First on the forehead, cheekbones and nose, to finish on the chin, neck and décolletage: (1 to 6).

First, outwards with upward movements. **Figure A.**

Second, vertically. **Figure B.**
Simulating a mesh. **Figure C.**



3 Apply the rest of the product and massage.

Apply a Bio-Gel DN64 mask.



Finish the treatment with a
PEPTIGENOL Facial Antiox ampoule.

It is recommended to use a high-SPF sunscreen for the following days.

FACIAL MAINTENANCE

4 Maintenance at home. INLAB COCKTAILS.



RADIANCE COCKTAIL

Helps to delay cell aging and reduce wrinkling. Improves skin's luminosity, evens its tone and reduces spots.

DIRECTIONS FOR USE:

Apply to face, neck and decollete in circular movements, avoiding eye contour until completely absorbed. Daily use. For all skin types.

INGREDIENTS:

- VITAMIN C
- FERULIC ACID
- HYALURONIC ACID
- MARINE GLYCOGEN

LIFTING COCKTAIL

It helps to stimulate the production of collagen and improves texture and hydration of the skin. DMAE creates a tensor and firming effect.

DIRECTIONS FOR USE:

Apply to face, neck and decollete in circular movements, avoiding eye contour until completely absorbed. Daily use. For all skin types.

INGREDIENTS:

- HYALURONIC ACID
- DMAE
- COLLAGEN
- MARINE GLYCOGEN

REGENERATING COCKTAIL

It enhances skin hydration and smoothes expression fine lines. Coenzyme Q10 with Vitamin E act as potent antioxidants.

DIRECTIONS FOR USE:

Apply to face, neck and decollete in circular movements, avoiding eye contour until completely absorbed. Daily use. For all skin types.

INGREDIENTES:

- COENZYME Q10+VITAMIN E
- HYALURONIC ACID
- MARINE GLYCOGEN
- ALOE VERA